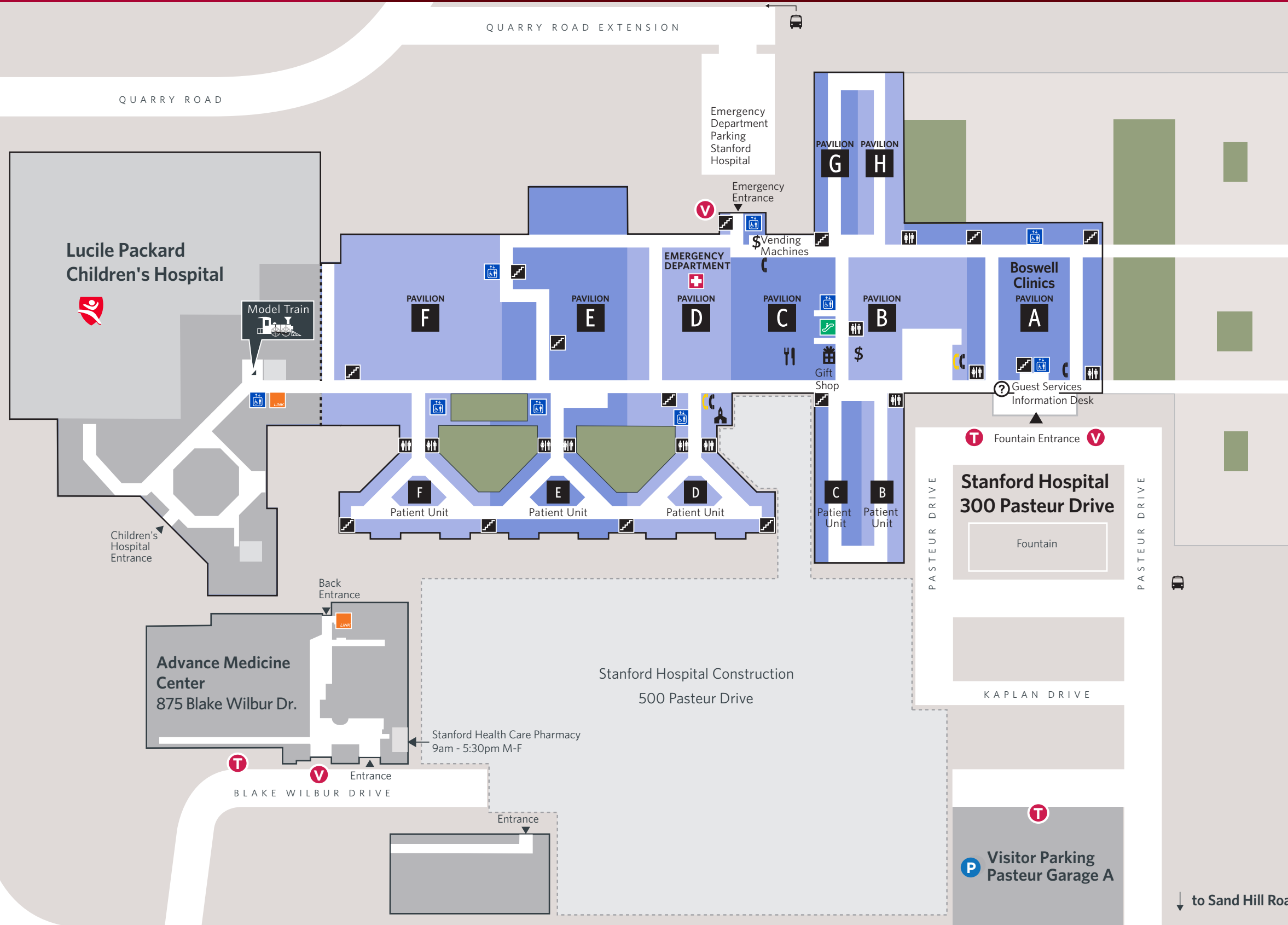


STANFORD MEDICAL CENTER

Stanford Hospital
300 Pasteur Drive

- | | | | | |
|----------------|-------------------|----------------|---------------|--------------------------------------|
| Emergency Dept | Building Entrance | Chapel | Information | Bus Stop |
| Elevator | Restrooms | ATM | Tram Stop | Under Construction |
| Escalator | Cafeteria | Hospital Phone | Valet Parking | Gardens & Lawns |
| Stairs | Gift Shop | Pay Phone | Parking Lot | Link to 875 & 900 Blake Wilbur Drive |

Hospital Operator: 650-723-4000
Guest Services: 650-498-3333



↓ to Sand Hill Road

STANFORD HOSPITAL

300 PASTEUR DRIVE

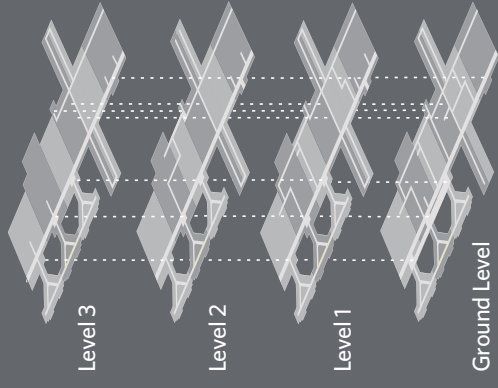
LEGEND



Location Number

- Emergency Department
- Elevator
- Escalator
- Stairs
- Building Entrance
- Restrooms
- Cafeteria
- Gift Shop
- Chapel
- ATM
- Hospital Phone
- Pay Phone
- Information
- Link to 875 & 900 Blake Wilbur Drive

BUILDING LEVELS



CAMPUS MAP



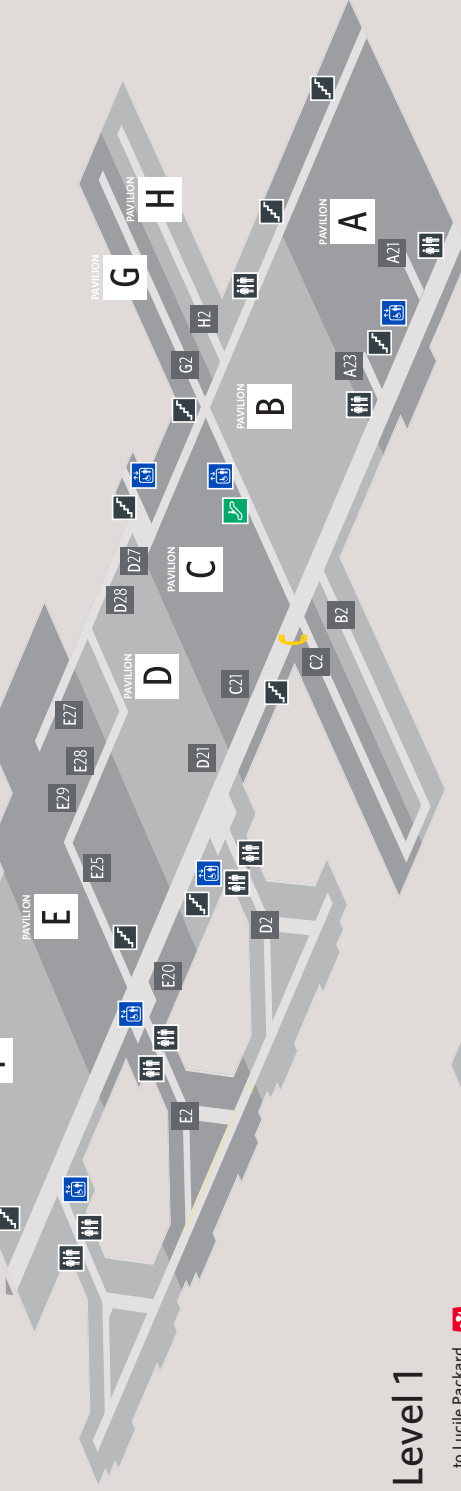
Level 3

to Lucile Packard Children's



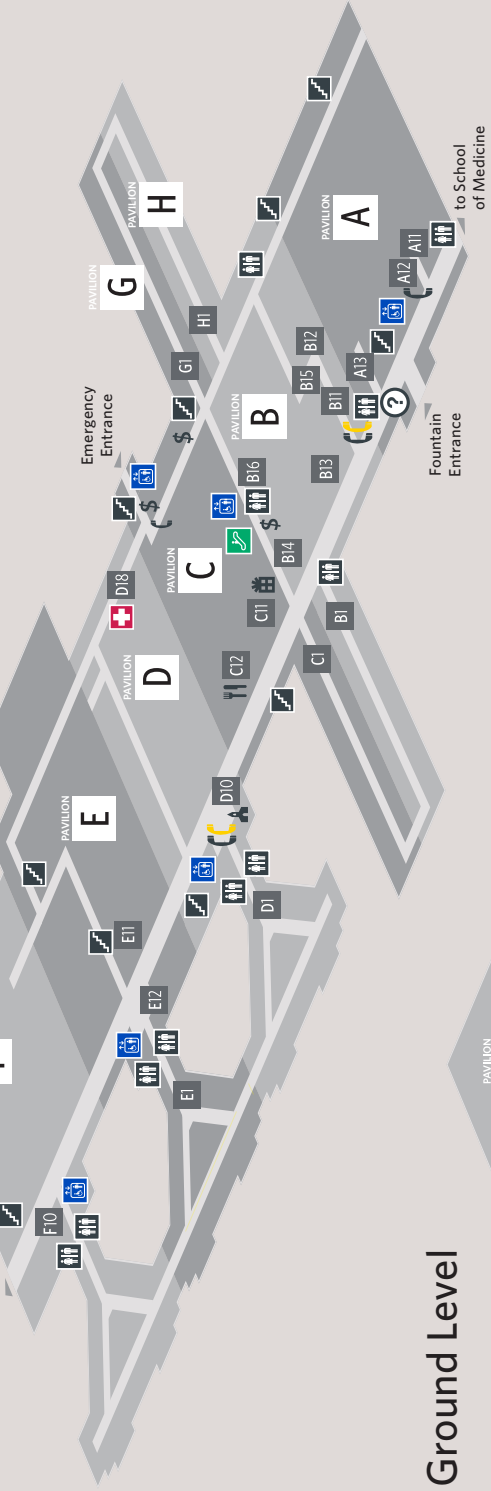
Level 2

to Lucile Packard Children's



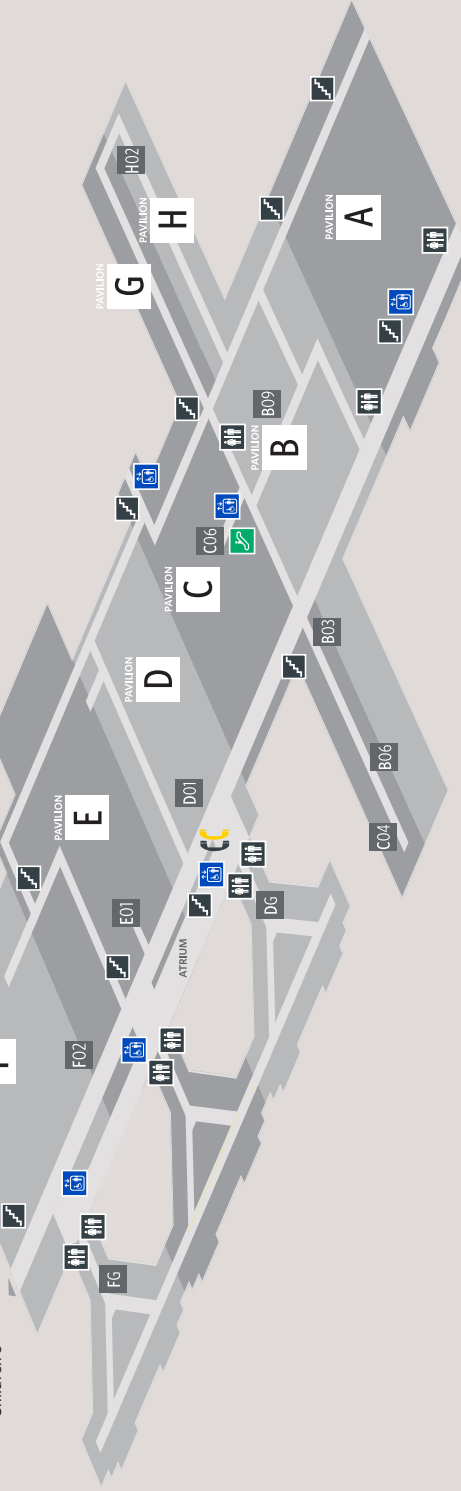
Level 1

to Lucile Packard Children's
to 875 & 900 Blake Wilbur Drive



Ground Level

to Lucile Packard Children's



DEPARTMENT	PAVILION	LVL	LOC.
Administration	C	3	C32
Admitting	B	1	B13
Ambulatory Care Clinic 1	A	1	A11
Ambulatory Care Clinic 2	A	1	A13
Ambulatory Lab	A	1	A12
Anesthesia Preoperative Clinic	E	2	E25
Atrium	D	G	
Bing Dining Room	C	3	C34
Cardiovascular	A	2	A23
Cath Lab Discharge Area	D	2	D21
Cath Lab Registration	D	2	D27
Cath Lab Waiting Area	D	2	D28
Chapel	D	1	D10
Clinical Lab Registration	E	1	E12
Credit Union	B	1	B14
E28 Patient Unit - ICU Waiting	E	2	E28
Echo Lab	E	2	E27

DEPARTMENT	PAVILION	LVL	LOC.
Emergency Department	D	1	D18
Endoscopy	C	G	C06
Gift Shop	C	1	C11
Guest Services	B	1	B11
Heart and Vascular Center	A	2	A21
Heart and Vascular Center	A	3	A31
Heart and Vascular Center	A	3	A32
Hospitality Lounge	E	3	E32
Inpatient Staffing	H	G	H02
Infusion Center	B	1	B12
International Medicine	B	1	B16
Lost and Found	E	G	E01
Market Square Café	C	1	C12
Maternity Family Waiting	F	1	F10
Medical Records	B	1	B15
MRI Registration	E	1	E12
Nuclear Medicine Registration	C	2	C21

DEPARTMENT	PAVILION	LVL	LOC.
Occupational Health	B	G	B09
Pager Services	C	G	C04
Patient Records	B	1	B15
Photo ID	B	G	B06
Radiology Film Library	E	1	E1
Radiology Registration	E	1	E12
Rehabilitation Services	B	3	B33
Security Dispatch	E	G	E01
Social Work/ Case Management	B	G	B03
Supply Chain Administration	F	G	F02
Surgery Registration	E	2	E25
Surgery Waiting	E	2	E20

PATIENT UNIT	PAVILION	LVL
B1 Patient Unit	B	1
B2 Patient Unit	B	2
B3 Patient Unit	B	3
C1 Patient Unit	C	1
C2 Patient Unit	C	2
C3 Patient Unit	C	3
D6 Patient Unit	D	G
D1 Patient Unit	D	1
D2 Patient Unit	D	2
D3 Patient Unit	D	3
E1 Patient Unit	E	1
E2 Patient Unit - ICU	E	2
E29 Patient Unit - ICU	E	2
E3 Patient Unit	E	3
FG Patient Unit	F	G
F3 Patient Unit	F	3
G1 Patient Unit	G	1
G2 Patient Unit	G	2
H1 Patient Unit	H	1
H2 Patient Unit	H	2